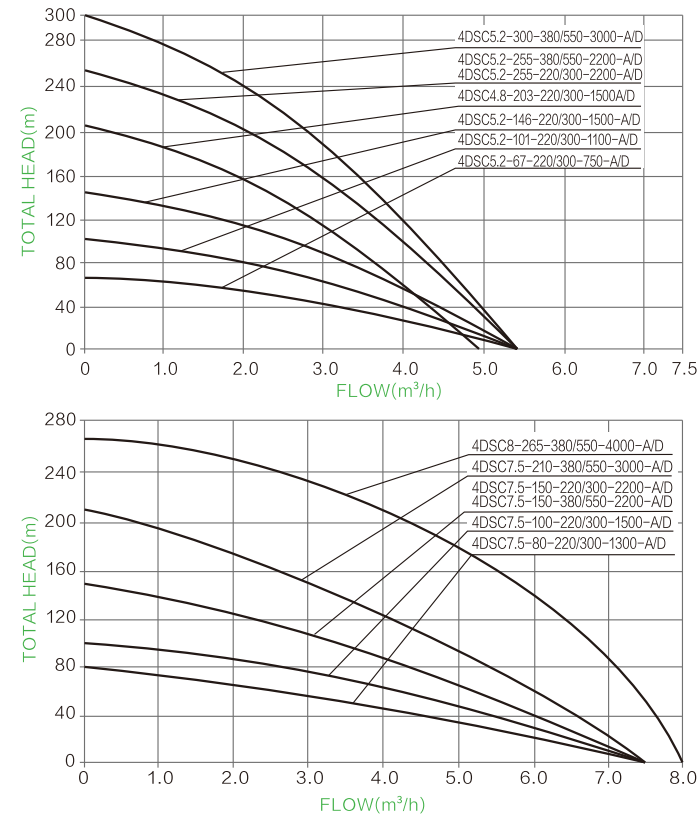



## PERFORMANCE CURVES



## FREE SPARE PARTS



Stainless steel Impeller



Stainless steel oil cylinder



NSK Bearing

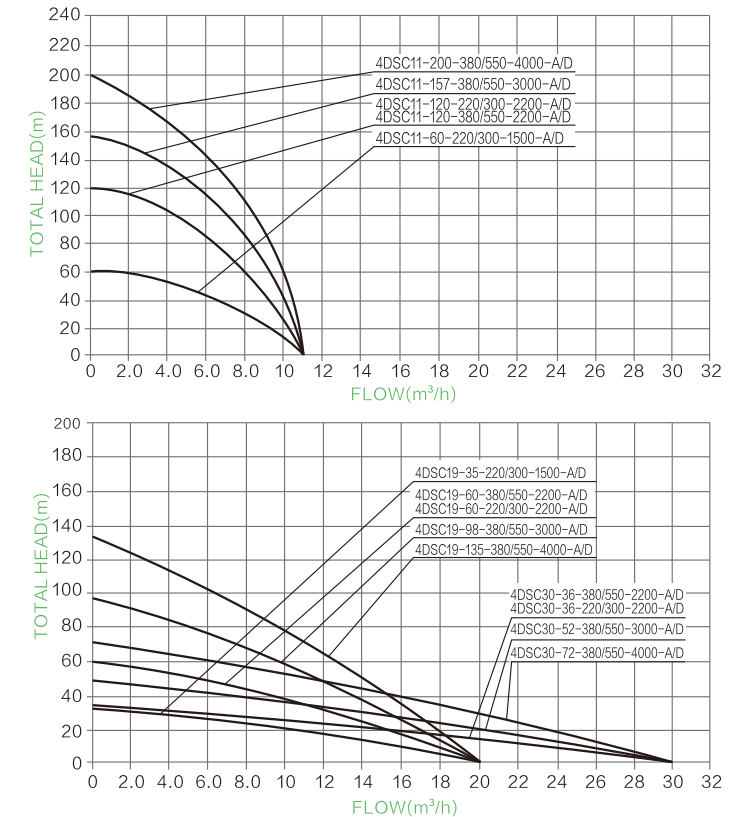


AC/DC controller


## TECHNICAL DATA

ITEM	Voltage	Best input voltage (DC)	Power	Max. Flow	Max. Head	Outlet	Cable	Solar panel	
								Open circuit voltage(VOC)	Power
4DSC5.2-67-220/300-750-A/D	AC220/DC300V	300V/400V	750W	5.2m³/h	67m	1.25"	2m	<450V	≥1.3*PUMP POWER
4DSC4.8-203-220/300-1500A/D	AC220/DC300V	300V/400V	1500W	4.8m³/h	203m	1.25"	2m	<450V	≥1.3*PUMP POWER
4DSC5.2-101-220/300-1100-A/D	AC220/DC300V	300V/400V	1100W	5.2m³/h	101m	1.25"	2m	<450V	≥1.3*PUMP POWER
4DSC5.2-146-220/300-1500-A/D	AC220/DC300V	300V/400V	1500W	5.2m³/h	146m	1.25"	2m	<450V	≥1.3*PUMP POWER
4DSC5.2-255-220/300-2200-A/D	AC220/DC300V	300V/400V	2200W	5.2m³/h	255m	1.25"	2m	<450V	≥1.3*PUMP POWER
4DSC5.2-255-380/550-2200-A/D	AC380/DC550V	480V/750V	2200W	5.2m³/h	255m	1.25"	2m	<800V	≥1.3*PUMP POWER
4DSC5.2-300-380/550-3000-A/D	AC380/DC550V	480V/750V	3000W	5.2m³/h	300m	1.25"	2m	<800V	≥1.3*PUMP POWER
4DSC7.5-80-220/300-1300-A/D	AC220/DC300V	300V/400V	1300W	7.5m³/h	80m	1.25"	2m	<450V	≥1.3*PUMP POWER
4DSC7.5-100-220/300-1500-A/D	AC220/DC300V	300V/400V	1500W	7.5m³/h	100m	1.25"	2m	<450V	≥1.3*PUMP POWER
4DSC7.5-150-220/300-2200-A/D	AC220/DC300V	300V/400V	2200W	7.5m³/h	150m	1.25"	2m	<450V	≥1.3*PUMP POWER
4DSC7.5-150-380/550-2200-A/D	AC380/DC550V	480V/750V	2200W	7.5m³/h	150m	1.25"	2m	<800V	≥1.3*PUMP POWER
4DSC7.5-210-380/550-3000-A/D	AC380/DC550V	480V/750V	3000W	7.5m³/h	210m	1.25"	2m	<800V	≥1.3*PUMP POWER
4DSC8-272-380/550-4000-A/D	AC380/DC550V	480V/750V	4000W	8m³/h	272m	1.25"	2m	<800V	≥1.3*PUMP POWER

## PERFORMANCE CURVES



## FREE SPARE PARTS



Stainless steel Impeller



Stainless steel oil cylinder



NSK Bearing



AC/DC controller

## TECHNICAL DATA

ITEM	Voltage	Best input voltage (DC)	Power	Max. Flow	Max. Head	Outlet	Cable	Solar panel	
								Open circuit voltage(VOC)	Power
4DSC11-60-220/300-1500-A/D	AC220/DC300V	300V/400V	1500W	11m³/h	60m	2"	2m	<450V	≥1.3*PUMP POWER
4DSC11-120-220/300-2200A/D	AC220/DC300V	300V/400V	2200W	11m³/h	120m	2"	2m	<450V	≥1.3*PUMP POWER
4DSC11-120-380/550-2200-A/D	AC380/DC550V	480V/750V	2200W	11m³/h	120m	2"	2m	<800V	≥1.3*PUMP POWER
4DSC11-157-380/550-3000-A/D	AC380/DC550V	480V/750V	3000W	11m³/h	157m	2"	2m	<800V	≥1.3*PUMP POWER
4DSC11-200-380/550-4000-A/D	AC380/DC550V	480V/750V	4000W	11m³/h	200m	2"	2m	<800V	≥1.3*PUMP POWER
4DSC19-35-220/300-1500-A/D	AC220/DC300V	300V/400V	1500W	19m³/h	35m	2"	2m	<450V	≥1.3*PUMP POWER
4DSC19-60-220/300-2200-A/D	AC220/DC300V	300V/400V	2200W	19m³/h	60m	2"	2m	<450V	≥1.3*PUMP POWER
4DSC19-60-380/550-2200-A/D	AC380/DC550V	480V/750V	2200W	19m³/h	60m	2"	2m	<800V	≥1.3*PUMP POWER
4DSC19-98-380/550-3000-A/D	AC380/DC550V	480V/750V	3000W	19m³/h	98m	2"	2m	<800V	≥1.3*PUMP POWER
4DSC19-135-380/550-4000-A/D	AC380/DC550V	480V/750V	4000W	19m³/h	135m	2"	2m	<800V	≥1.3*PUMP POWER
4DSC30-36-220/300-2200-A/D	AC220/DC300V	300V/400V	2200W	30m³/h	36m	2"	2m	<450V	≥1.3*PUMP POWER
4DSC30-36-380/550-2200-A/D	AC380/DC550V	480V/750V	2200W	30m³/h	36m	2"	2m	<800V	≥1.3*PUMP POWER
4DSC30-52-380/550-3000-A/D	AC380/DC550V	480V/750V	3000W	30m³/h	52m	2"	2m	<800V	≥1.3*PUMP POWER
4DSC30-74-380/550-4000-A/D	AC380/DC550V	480V/750V	4000W	30m³/h	74m	2"	2m	<800V	≥1.3*PUMP POWER